















# Colores y formas








Imprimir las tarjetas a una cara















Revisa los objetos que te presentamos en esta página. Señala con flechas de colores como se indica a continuación.



Roja los  
círculos







Verde los  
cuadrados



Azul los  
rectángulos

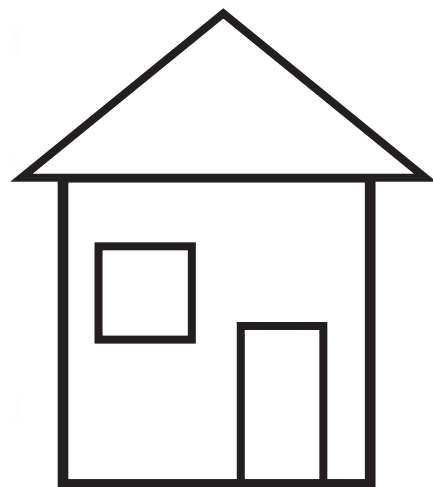









Negra los  
triángulos




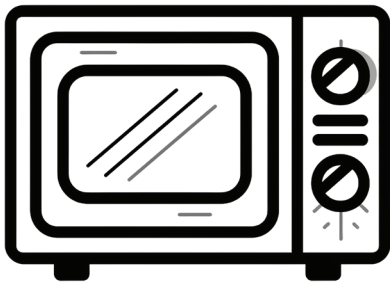














Pinta de color rojo las orillas de todos los cuadrados que encuentres.  
Para saber si es un cuadrado, mide con tu regla dos lados que estén a la par: deben ser iguales.








Repinta con color rojo la orilla de los rectángulos que encuentres.



Repinta con color azul la orilla de los rectángulos que encuentres.



Pinta de rojo todos los círculos que encuentres.





Pinta de azul todos los triángulos que encuentres.

